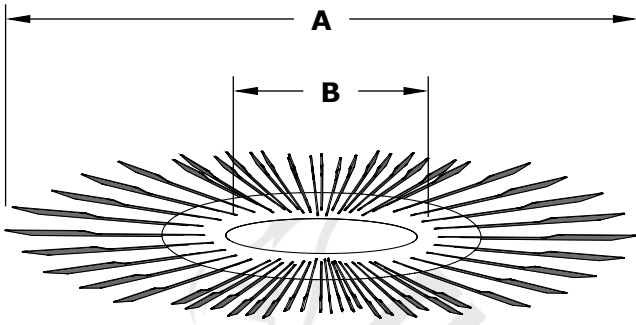
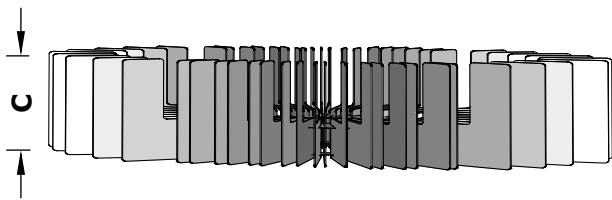


# The Mobius Fire Sculpture

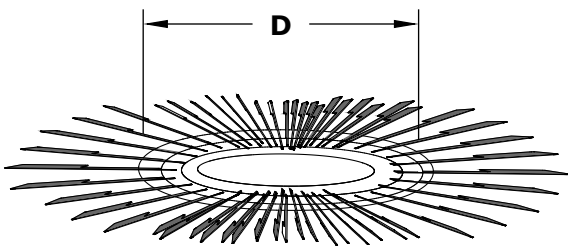
Metal - Powder Coat/ Corten Steel/ Stainless Steel



TOP VIEW



FRONT SIDE VIEW



BOTTOM VIEW

## SPECIFICATION

| PART NUMBER | A   | B   | C   | D         | BTU  |
|-------------|-----|-----|-----|-----------|------|
| TFL-MOB58   | 60" | 24" | 18" | 33" x 12" | 190K |

## Gas Requirements

**Gas Type:** Natural Gas or Propane  
**Gas Inlet:** 1/2" NPT Female

\*All Match Lit Units up to 65K BTU are LC Certified  
\*\*All Electronic Units are CSA Certified



## What's Included?

### Match Lit Unit:

- Fire Pan, Burner, Gas Orifice, Gas Hose, Key Valve with Key

### Low Voltage Unit:

-Fire Pan, Burner, Gas Orifice, Gas Hose, Key Valve with Key, Low Voltage Electronic Valve, Pilot Ignitor

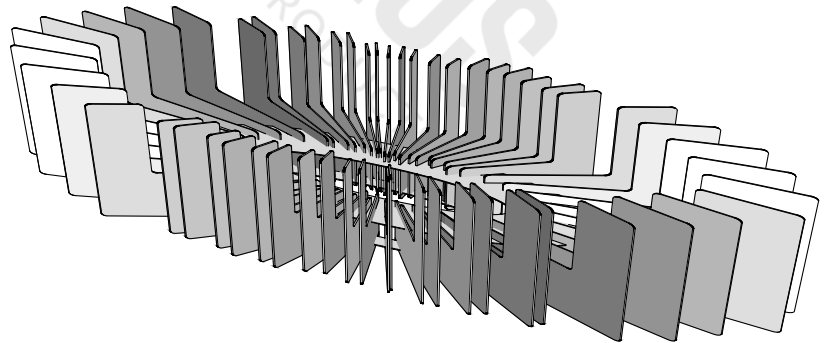
### Plug & Play Unit:

-Fire Pan, Burner, Gas Orifice, Gas Hose, Key Valve with Key, Plug & Play Electronic Valve, Pilot Ignitor

### -110V ELECTRONIC IGNITION

ANSI Z21.97-(2017) / CSA 2.41-(2017)

Standard 2" Depth on all pans



ISOMETRIC VIEW

|              |               |
|--------------|---------------|
| Drawn By     | Mia L.        |
| Date Created | July 19, 2023 |